

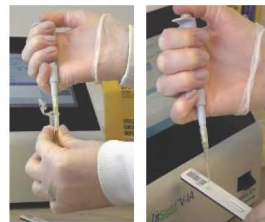
InSight V-IA[®] Quick User Guide

Test Procedure for CRP, SAA, D-Dimer cCYS-C and HbA1c

1. Switch on analyser at the side.
2. On the test screen, ensure 'Standard test' is selected.
3. Insert the ID code chip in the side of the analyser.
4. Select 'Read ID card' (only needs to be inserted with each lot change).
5. Enter the sample number and select 'Detail' to enter patient details.



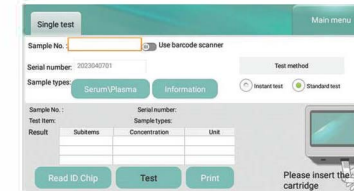
6. Use the 10ul pipette to take up the sample.
7. Dispense the sample into the supplied diluent tube.
8. Use the 75ul pipette to mix the sample and diluent. Then, take up the mixed sample and dispense onto the test port of the test cartridge.
9. Insert the test cartridge into the port on the front of the analyser.
10. Immediately select 'Test'



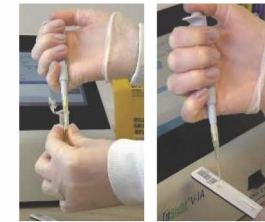
11. Results will be displayed and automatically printed following analysis.

Test Procedure for cPL, fPL, T4, TSH, Cortisol, Progesterone, fCYS-C, Troponin I and NT-proBNP

1. Switch on analyser at the side.
2. On the test screen, ensure 'Standard test' is selected.
3. Insert the ID code chip in the side of the analyser.
4. Select 'Read ID card' (only needs to be inserted with each lot change).
5. Enter the sample number and select 'Detail' to enter patient details.



6. Use the 75ul pipette to take up the sample.
7. Dispense the sample into the supplied diluent tube.
8. Use the 75ul pipette to mix the sample and diluent. Then, take up the mixed sample and dispense onto the test port of the test cartridge.
9. Insert the test cartridge into the port on the front of the analyser.
10. Immediately select 'Test'



11. Results will be displayed and automatically printed following analysis.

P/S-3231 Rev: 3

Tel: +44 (0) 1204 699033 (Option 1)

Email: sales@woodleyequipment.com

Web: www.woodleyequipment.com

"PASSIONATE ABOUT LABORATORY DIAGNOSTICS"

Order here!

PRAXISDIENST
Medical Supplies since 1953

WOODLEY
EQUIPMENT COMPANY LTD.